










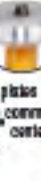











Slide Sledge® Multi-Head™ Hammer Product line-up

	1/2" Diameter Pin Driver #25220 Recommended for pins and bolts greater than 1/2" up to 7/8" in diameter		Tie Rod/Ball Joint Separator Forks 11/16" #25211 15/16" #25212 1 1/8" #25213 1 7/16" #25214		Utility Wedge Tip #25325 All purpose impact tool designed to separate parts and straighten steel with maximum force
	7/8" Diameter Pin Driver #25225 Recommended for pins greater than 7/8" up to 1 1/4" in diameter		Bucket Tooth Pin Removers 3/8" Diameter #25300 Use on pins as small as 3/8" and up to 1/2" with minimum tooth spacing of 2 3/4" 1/2" Diameter #25280 Use on pins as small as 1/2" and up to 3/4" with minimum tooth spacing of 3 1/2" 3/4" Diameter #25261 Use on pins as small as 3/4" and up to 1" with minimum tooth spacing of 4 1/2"		Bushing/Bearing/Seal Plate Driver #25320 Use the extreme power of the Slide Sledge® Multi-Head™ to drive heavy duty plates without the cocking motion of a hammer and handle. <i>(plates not included)</i>
	1 1/4" Diameter Pin Driver #25290 Recommended for pins greater than 1 1/4" up to 2" in diameter		Bucket Tooth Pin Inserters 3/8" Diameter #25310 Use on pins as small as 3/8" and up to 1/2" with minimum tooth spacing of 2 3/4" 1/2" Diameter #25270 Use on pins as small as 1/2" and up to 3/4" with minimum tooth spacing of 3 1/2" 3/4" Diameter #25260 Use on pins as small as 3/4" and up to 1" with minimum tooth spacing of 4 1/2"		Race/Bearing/Seal Adapter #25321 Install races, bearings, and seals with this adapter driver tip. Add drive plates to the end of the adapter in various combinations Fits plates with a common 1/16" center hole, up to 3/4" high. <i>(plates not included)</i>
	2" Diameter Pin Driver #25291 Recommended for pins greater than 2" up to 2.5" in diameter		3" Diameter Pin Driver #25293 Recommended for pins greater than 3" up to 4" in diameter		Bushing Driver Adapter #25322 Proper installation of bushings will be accomplished easily and quickly with this adapter driver tip. Fits drivers with a common 3/4" center hole, up to 7/8" high. <i>(drivers not included)</i>
	2 1/2" Diameter Pin Driver #25292 Recommended for pins greater than 2.5" up to 3" in diameter		Tie Rod/Ball Joint Separator 3 Tip Set #25209 Slide Sledge® separator adapter and 11/16", 15/16", 1 1/8" forks		Tire Bead Breaker, Small #25350 Break that bead faster and easier than ever before with the Slide Sledge® Multi-Head™. Small bead breaker has a head width of 2 1/4" for most standard applications
	3" Diameter Pin Driver #25293 Recommended for pins greater than 3" up to 4" in diameter		Tie Rod/Ball Joint Separator Adapter #25210 Attach all Slide Sledge® separator forks and most common forks available today		Tire Bead Breaker, Large #25351 The perfect bead breaker for those tough jobs. Large bead breaker has a head width of 2 7/8", ideal for tractor trailers, backhoes, motor graders and other large equipment
	5 lb Handle Weight #1001001 Increases the Slide Sledge® striking force by 5 lbs, works with any of the four tools by threading onto tool handle		Curved Chisel Tip #25240 1 3/8" tip ideal for chopping away hardened debris & shearing metal bolts, pins and rivets up to 3/8" grade 8		Scarifier Tooth Tip #25340 Removes scarifier teeth on most motor graders. The fork design allows the tech to split the trenching arm where the scarifier tooth is forced fit

Multi-Head™ Hammers

#25050¹ 9 lb | 30" Multi-Head™ Hammer
#25052² Compact 30" length great for fitting into tight areas

#26050¹ 13 lb | 46" Multi-Head™ Hammer
#26052² Ideal for most standard applications

#28050¹ 14 lb | 30" Multi-Head™ BMF Hammer
#28052² Larger diameter BMF series coupled with compact 30" length allow tool to fit into tight areas while delivering *Biggest Maximum Force*

#29050¹ 21 lb | 46" Multi-Head™ BMF Hammer
#29052² Longer length and greater weight delivers *Biggest Maximum Force* for your toughest applications

¹ includes #25291 Pin Driver

² includes #25291, #25292, #25293, #25220, #25225, #25290 Pin Drivers

Covered by one or more US patents. Additional patents pending.

#25120 - 38" Heavy Nylon Tool Bags
#25121 - 52" With interior pockets



Petersen Brands, LLC
3721 N. Ventura Drive, Suite 180
Arlington Heights, IL 60004
Ph 1-877-707-0800
Fax 1-877-477-3356
www.slidesledge.com

Copyright © 2007, Petersen Brands, LLC HES0206



Printed in USA

Slide Sledge
MULTI-HEAD HAMMER

**SAFER
FASTER
EASIER**

**PETERSEN
BRANDS**

Slide Sledge **SAFER, FASTER AND EASIER THAN A SLEDGE HAMMER**

MULTI-HEAD HAMMER

Affordably customize your Slide Sledge for **JOB-SPECIFIC APPLICATIONS** with our comprehensive list of changeable tips.

The linear motion of Slide Sledge focuses power for **PRECISION IMPACT** without the worry of dangerous sledge hammer misses and glancing blows. With the power and accuracy of Slide Sledge, driving pins and other tough maintenance jobs are safer, faster and easier.

The powerful Slide Sledge Multi-Head Hammer reduces dangerous, time-consuming, hammer and steel jobs to a **ONE MAN, ONE TOOL** operation.

15,000 PSI OF FOCUSED LINEAR MOTION FOR PRECISE DELIVERY OF IMPACT



SAFETY FIRST

Eliminates Hand-holding of Chisel or Punch

MORE ACCURATE

Linear Impact instead of Wasteful Arcing Motion

LESS DOWNTIME

Powerful & Precise Impact with No Miss-hits

EXTREMELY POWERFUL

Easily Deliver Over 15,000 psi Impact

INCREASED PRODUCTIVITY

One Man Now Does Job of Two

VERSATILE

Quick-change "Application Specific" Tips



MULTI-HEAD VERSATILITY FOR ALL APPLICATIONS

